



# Fiscal Year 2008-2009 Year-End Review

The New York Lottery is proud to report a ninth consecutive year of record sales for the fiscal year ending March 31, 2009. In the Traditional Lottery business, which includes draw games such as *Mega Millions* and *Take 5*, and scratch-off games such as *Win For Life* and *Cashword*, the Lottery had sales of \$6.69 billion and profits of \$2.09 billion, an increase of \$21.9 million (0.3 percent) and \$33.1 million (1.6 percent), respectively, over the previous fiscal year.

In the Video Gaming business, which includes casinos in Yonkers, Saratoga and six other locations around the state, “Net Win” (total bets less prizes) was up 10.3 percent to \$965 million, but profit was down 9 percent to \$457.9 million. The decline was due to a change in the net win splits for facility operators enacted in February 2008.

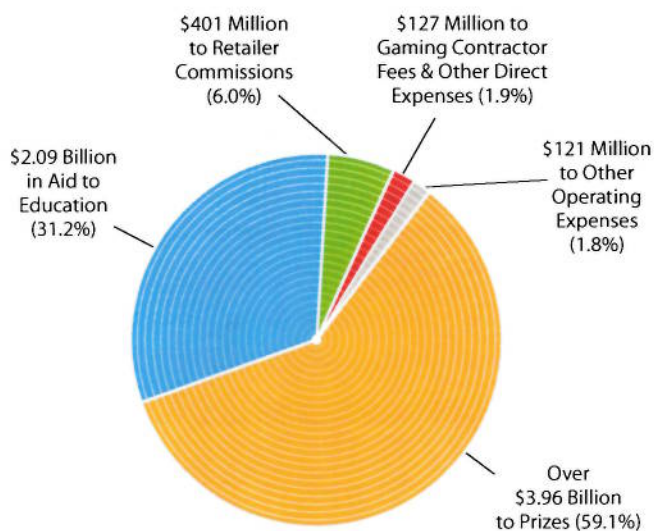
Combining both business lines, the Lottery generated \$2.54 billion in aid to education, down only \$12.2 million (0.5 percent) from last year, again due to the change in video gaming splits.

All Lottery profits go to funding education in New York and the Lottery’s earnings represent over 12 percent of total state funding to local school districts.

## Where Do Lottery Dollars Go?

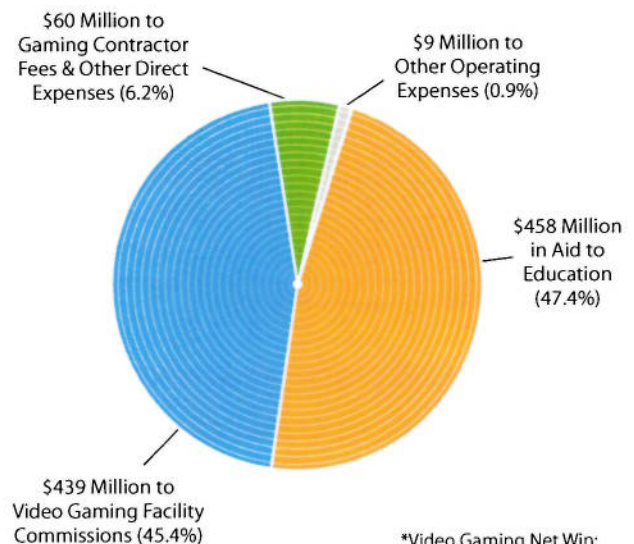
### Traditional Lottery

FY 2008 - 2009  
\$6.69 Billion in Sales



### Video Gaming

FY 2008 - 2009  
\$965 Million in Net Win\*



\*Video Gaming Net Win:

Credits Played	\$11.664 Billion
Credits Won	\$10.699 Billion
Net Win	\$965 Million


### New York Lottery At-A-Glance

(annual figures unless otherwise noted)

- \$7.66 billion in sales
- \$2.54 billion in aid to education
- 16,000 retail locations
- 5.5 billion retail transactions
- 8 million books of instant tickets distributed
- Over \$3.96 billion in prizes awarded on traditional Lottery games
- 112 winners of jackpot prizes of \$1,000,000 or more



## Lottery Aid to Education by County (Fiscal Year 2008-09)



Albany	\$42,674,099	Jefferson	\$28,013,755	Schoharie	\$7,280,812
Allegany	\$12,874,687	Lewis	\$7,340,052	Schuyler	\$3,239,587
Broome	\$43,691,034	Livingston	\$13,449,394	Seneca	\$7,304,250
Cattaraugus	\$22,316,456	Madison	\$16,750,002	St Lawrence	\$25,538,852
Cayuga	\$15,732,308	Monroe	\$157,464,496	Steuben	\$26,849,582
Chautauqua	\$32,504,595	Montgomery	\$12,094,494	Suffolk	\$198,706,489
Chemung	\$19,182,002	Nassau	\$103,443,257	Sullivan	\$11,508,745
Chenango	\$15,536,960	Niagara	\$47,517,633	Tioga	\$13,354,917
Clinton	\$18,289,918	New York City*	\$1,087,518,258	Tompkins	\$13,884,622
Columbia	\$8,203,663	Oneida	\$53,352,219	Ulster	\$24,600,559
Cortland	\$10,968,218	Onondaga	\$105,082,345	Warren	\$10,687,633
Delaware	\$7,852,496	Ontario	\$22,625,815	Washington	\$15,157,393
Dutchess	\$39,993,208	Orange	\$76,832,432	Wayne	\$24,564,841
Erie	\$187,148,195	Orleans	\$11,713,630	Westchester	\$59,739,273
Essex	\$3,573,694	Oswego	\$34,563,748	Wyoming	\$7,585,541
Franklin	\$11,695,526	Otsego	\$12,032,116	Yates	\$3,269,640
Fulton	\$13,673,454	Putnam	\$10,405,613		
Genesee	\$14,775,128	Rensselaer	\$30,975,271		
Greene	\$8,227,561	Rockland	\$21,832,645		
Hamilton	\$128,949	Saratoga	\$39,536,116		
Herkimer	\$16,056,433	Schenectady	\$31,065,354		

The above amounts are based on the New York State Education Department's Division of Aid to Localities for Education from the State Lottery Fund as stated in the New York State Budget. For a complete listing visit [nylottery.org](http://nylottery.org).

Lottery revenue is distributed to local school districts by the same statutory formula used to distribute other state aid to education. It takes into account both a school district's size and its income level; larger, lower-income school districts receive proportionately larger shares of Lottery school funding.

\*Includes Bronx, Queens, Kings, New York and Richmond Counties.

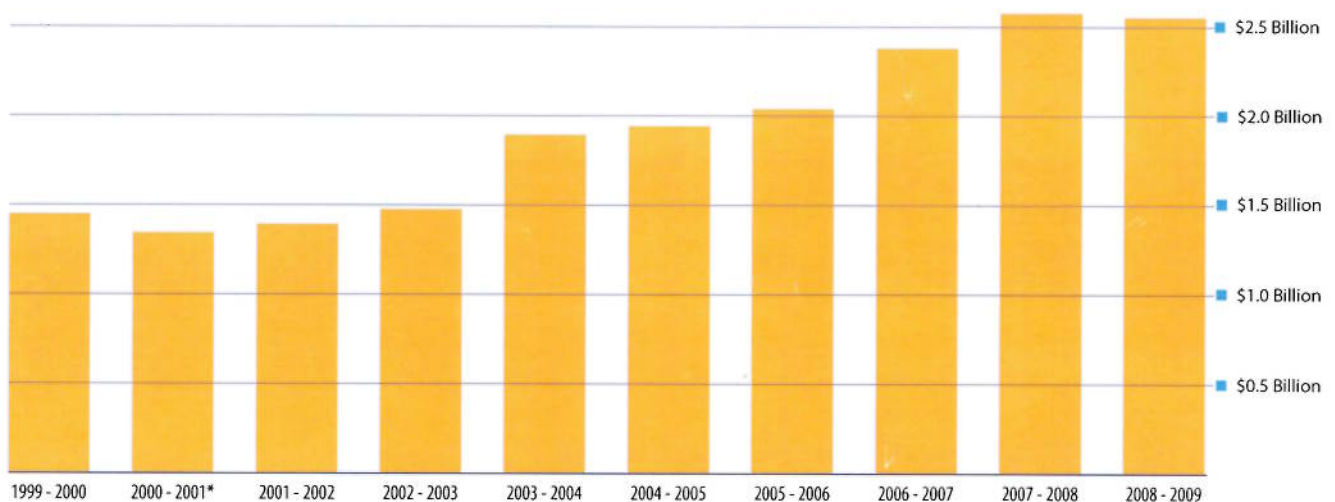
## Leaders of Tomorrow Scholarships

### Leaders of Tomorrow SCHOLARSHIPS



The Lottery's ongoing commitment to education includes the awarding of more than 1,100 Leaders of Tomorrow (LOT) Scholarships annually to high school students pursuing their higher education in New York State. Since 1999, the Lottery has awarded more than 11,500 scholarships representing a total commitment of almost \$50 million.

## Lottery Aid to Education by Fiscal Year: 2000 to 2009



\* Video Lottery net win included in combined sales figures from 2000 to present.